

TYROON TEA COMPANY LIMITED

(AN ISO 9001:2008, ISO 22000:2005 AND HACCP CERTIFIED COMPANY)

CIN : L15421WB1890PLC000612

PHONE NOS : 2248 – 3236/6071/9931

E – MAIL : info@tyroontea.com

Website : www.tyroontea.com

REGISTERED OFFICE:

“McLEOD HOUSE,”

3, NETAJI SUBHAS ROAD,

KOLKATA – 700 001.

INDIA

#####

Date: 30/05/2022.

IN YOUR REPLY PLEASE QUOTE REF. NO. TY/SH

The Bombay Stock Exchange Limited,
25 P. J. Towers,
25th Floor, Dalal Street,
Mumbai – 400 001.

SCRIP CODE 526945

Dear Sir,

Re.: Audited Standalone Financial Results for the Quarter and Year Ended 31st March, 2022

Pursuant to Regulation 33(3d) of the Security and Exchange Board of India (Listing Obligations and Disclosure Requirements) Regulation, 2015, we are submitting herewith statement of Audited Standalone Financial Results for the Quarter and Year ended 31st March, 2022 along with the Auditor's Report duly approved by Board of Directors in their meeting held on 30th May, 2022.

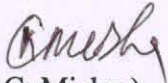
The Meeting commenced at around 15:30 hours and concluded at around 16:02 hours.

The above Annual Audited Financial Results along with Auditor's Report thereon are being available on the website of the Company www.tyroontea.com.

Thanking you,

Yours Faithfully,

For Tyroon Tea Company Limited



(K. C. Mishra)

Company Secretary and CFO

ACS – 13288

Independent Auditor's Report on Quarterly and Year to Date Audited Financial Results of the Company Pursuant to the requirement of Regulation 33 of the SEBI (Listing Obligations and Disclosure Requirements) Regulations, 2015

To
**The Board of Directors of
TYROON TEA COMPANY LIMITED**

Opinion

We have audited the accompanying statement of financial results of TYROON TEA COMPANY LIMITED ("the Company") for the quarter and year ended 31st March, 2022 ("the Statement"), attached herewith, being submitted by the Company pursuant to the requirement of Regulation 33 of SEBI (Listing Obligations and Disclosure Requirements) Regulations, 2015 as amended ("Listing Regulations").

In our opinion and to the best of our information and according to the explanations given to us the Statement:

- i. are presented in accordance with the requirements of Regulations 33 of the Listing Regulations in this regard; and
- ii. give a true and fair view in conformity with the recognition and measurement principles laid down in the applicable accounting standards and other accounting principles generally accepted in India of the net Profit and total comprehensive income and other financial information for the quarter and year ended 31st March, 2022.

Management's Responsibilities for the Financial Results

The Statement has been prepared on the basis of the annual financial statements. The Company's Board of Directors are responsible for the preparation of the Statement that give a true and fair view of the net profit and other comprehensive income and other financial information in accordance with the recognition and measurement principles laid down in Indian Accounting Standard prescribed under Section 133 of the Act read with relevant rules issued thereunder and other accounting principles generally accepted in India and in compliance with Regulation 33 of the Listing Regulations. This responsibility also includes maintenance of adequate accounting records in accordance with the provisions of the Act for safeguarding of the assets of the Company and for preventing and detecting frauds and other irregularities; selection and application of appropriate accounting policies; making judgments and estimates that are reasonable and prudent; and design, implementation and maintenance of adequate internal financial controls that were operating effectively for ensuring the accuracy and completeness of the accounting records, relevant to the preparation and presentation of the Statement that give a true and fair view and are free from material misstatement, whether due to fraud or error.

In preparing the financial results, the Board of Directors are responsible for assessing the Company's ability to continue as a going concern, disclosing, as applicable, matters related to going concern and using the going concern basis of accounting unless the Board of Directors either intends to liquidate the Company or to cease operations, or has no realistic alternative but to do so.

The Board of Directors are also responsible for overseeing the Company's financial reporting process.



Auditors Responsibilities for the Audit of the Financial Results

Our objectives are to obtain reasonable assurance about whether the financial results as a whole are free from material misstatement, whether due to fraud or error, and to issue an auditor's report that includes our opinion. Reasonable assurance is a high level of assurance, but is not a guarantee that an audit conducted in accordance with SAs will always detect a material misstatement when it exists. Misstatements can arise from fraud or error and are considered material if, individually or in the aggregate, they could reasonably be expected to influence the economic decisions of users taken on the basis of the Statement.

As part of an audit in accordance with SAs, we exercise professional judgment and maintain professional scepticism throughout the audit. We also:

- ❖ Identify and assess the risks of material misstatement of the financial results, whether due to fraud or error, design and perform audit procedures responsive to those risks, and obtain audit evidence that is sufficient and appropriate to provide a basis for our opinion. The risk of not detecting a material misstatement resulting from error, as fraud is higher than for one resulting from error, as fraud may involve collusion, forgery, intentional omissions, misrepresentations, or the override of internal control.
- ❖ Obtain an understanding of internal control relevant to the audit in order to design audit procedures that are appropriate in the circumstances, but not for the purpose of expressing an opinion on the effectiveness of the Company's internal control.
- ❖ Evaluate the appropriateness of accounting policies used and the reasonableness of accounting estimates and related disclosures made by the Board of Directors.
- ❖ Evaluate the appropriateness and reasonableness of disclosures made by the Board of Directors in terms of the requirements specified under Regulation 33 of the Listing Regulations.
- ❖ Conclude on the appropriateness of the Board of Directors' use of the going concern basis of accounting and, based on the audit evidence obtained, whether a material uncertainty exists related to events or conditions that may cast significant doubt on the Company's ability to continue as a going concern. If we conclude that a material uncertainty exists, we are required to draw attention in our auditor's report to the related disclosures in the financial results or, if such disclosures are inadequate, to modify our opinion. Our conclusions are based on the audit evidence obtained up to the date of our auditor's report. However, future events or conditions may cause the Company to cease to continue as a going concern.
- ❖ Evaluate the overall presentation, structure and content of the financial results, including the disclosures, and whether the financial results represent the underlying transactions and events in a manner that achieves fair presentation.
- ❖ Obtain sufficient appropriate audit evidence regarding the Financial Results of the Company to express and opinion on the Financial Results.



Materiality is the magnitude of misstatements in the Financial Statements that, individually or in aggregate, makes it probable that the economic decisions of a reasonably knowledgeable user of the Financial Statements may be influenced. We consider quantitative materiality and qualitative factors in (i) planning the scope of our audit work and in evaluating the results of our work; and (ii) to evaluate the financial effect of any identified misstatements in the Financial Statements.

We communicate with those charged with governance regarding, among other matters, the planned scope and timing of the audit and significant audit findings, including any significant deficiencies in internal control that we identify during our audit.

We also provide those charged with governance with a statement that we have complied with relevant ethical requirements regarding independence, and to communicate with them all relationships and other matters that may reasonably be thought to bear on our independence, and where applicable, related safeguards.

Other Matter

These financial results include the results for the quarter ended 31st March, 2022 being the balancing figure between the audited figures in respect of full financial year ended 31st March, 2022 and the published unaudited year-to-date figures up to the third quarter of the current financial year, which were subjected to a limited review by us, as required under the Listing Regulations.

Our opinion is not modified in respect of this matter.

Kolkata
May 30, 2022

For K. N. Gutgutia & Co.
Chartered Accountants
Firm Registration Number 304153E

Subhasish Pore
CA. SUBHASISH PORE
Partner
Membership No.055862



UDIN: 22055862AJVXWP8908

STATEMENT OF AUDITED FINANCIAL RESULTS FOR THE QUARTER AND YEAR ENDED 31ST MARCH, 2022

Particulars	Amount (Rs. in Lakhs)				
	Quarter ended			Year ended	
	31-03-2022	31-12-2021	31-03-2021	31-03-2022	31-03-2021
	Audited	Unaudited	Audited	Audited	Audited
I Revenue from Operations	257.07	1,508.84	445.68	3,933.26	3,789.15
II Other Income	84.13	61.76	56.66	282.58	125.83
III Total Revenue (I+II)	341.20	1,570.60	502.34	4,215.84	3,914.98
IV Expenses:					
(a) Cost of materials consumed	13.12	96.00	11.23	423.92	462.80
(b) Changes in inventory of Finished goods, Stock in Trade & Work in progress	88.17	291.91	233.29	(32.03)	(41.45)
(c) Employee benefits expenses	292.67	373.54	289.16	1,461.30	1,283.13
(d) Finance costs	5.82	4.58	4.09	26.00	17.71
(e) Depreciation and amortisation expense	31.07	22.75	36.13	98.61	88.05
(f) Other expenses	322.04	349.42	309.96	1,433.62	1,257.54
Total Expenses	752.89	1,138.20	883.86	3,411.42	3,067.78
V Profit/(Loss) before tax and Exceptional Items (III - IV)	(411.69)	432.40	(381.52)	804.42	847.20
Exceptional Income/ (Expenses)	-	-	(166.96)	-	(166.96)
VI Profit/(Loss) before tax and after Exceptional Items	(411.69)	432.40	(548.48)	804.42	680.24
VII Tax expense					
Current Tax	83.74	-	27.70	83.74	27.70
Deferred Tax (Asset)/ Liability	7.73	-	26.49	7.73	26.49
VIII Net Profit/(Loss) for the period after tax (VI-VII)	(503.16)	432.40	(602.67)	712.95	626.05
IX Other Comprehensive Income / (Expense)					
A. Items that will not be reclassified to profit or loss					
(i) Re-measurement gains/ (losses) on defined benefit plans	24.26	(25.89)	(141.55)	(53.42)	(103.58)
(ii) Gains / (losses) on fair value of investment in Equity Instruments	(6.56)	14.41	8.90	0.69	2.77
Income tax relating to items that will not be reclassified to profit or loss					
(i) Re-measurement gains/ (losses) on defined benefit plans	13.89	-	26.93	13.89	26.93
(ii) Gains / (losses) on fair value of investment in Equity Instruments	(0.18)	-	(0.72)	(0.18)	(0.72)
Net other comprehensive income not to be reclassified to profit or loss in subsequent periods	31.41	(11.48)	(106.44)	(39.02)	(74.60)




B. Items that will be reclassified to profit or (loss)						
	Income tax relating to items that will be reclassified to profit or loss	-	-	-	-	
X	Other comprehensive income/ (expense) for the period (net of tax)	31.41	(11.48)	(106.44)	(39.02)	(74.60)
	Total Comprehensive Income/ (Expense) for the period (VIII+X)(Comprising Profit/ (Loss) and Other Comprehensive Income/ (Expense) for the period)	(471.75)	420.92	(709.11)	673.93	551.45
XI	Paid-up equity share capital (Face Value of Rs.10/- per share) including forfeited shares of Rs.10.99 Lakhs	351.20	351.20	351.20	351.20	351.20
XII	Other equity				2,773.37	2,099.43
XIII	Earnings per equity share (of Rs.10/- each) (Not Annualised)					
	Basic and Diluted (Rs)	(14.79)	12.71	(17.71)	20.96	18.40

Notes :

- The above financial results have been reviewed by the Audit Committee and have been approved by the Board of Directors at its meeting held on 30th May, 2022.
- Cost of Material consumed represents Green Leaf purchased.
- These Financial Results have been prepared in accordance with the Indian Accounting Standards (Ind AS) notified under Companies (Indian Accounting Standards) Rules, 2015 as amended by Companies (Indian Accounting Standards) (Amendment) Rules, 2016.
- Cultivation and manufacture of tea being seasonal in nature, the performance of the company varies from quarter to quarter and results for the quarter as such are not representative of the annual performance of the company.
- Exceptional Expenses represents Loans and interest accrued thereon written off.
- The Company is currently operating under one business segment viz. cultivation, manufacture and sale of tea.
- The figures of the last quarter for the current year and the previous year are the balancing figures in respect of the full financial year ended 31st March and the unaudited published year to date figures upto third quarter ended 31st December, which were subject to limited review.
- Previous period figures have been re-grouped/re-arranged wherever necessary.

Place: Kolkata
Date: 30th day of May, 2022

For and on behalf of the Board


(SANJAY KUMAR KEJRIWAL)
Director
DIN : 00061102



TYROON TEA COMPANY LIMITED
Statements of Assets & Liabilities as at 31st March, 2022

	Amount (Rs. In Lakhs)	
	Audited	Audited
	As at March 31, 2022	As at March 31, 2021
ASSETS		
1) Non-current Assets		
(a) (i) Property, Plant And Equipment	1,754.96	1,683.09
(ii) Right to Use Assets	20.01	23.34
(b) Capital Work-in-progress	159.95	94.10
(c) Financial Assets	-	
(i) Investments	176.97	119.31
(ii) Loans	-	-
(iii) Other Financial Assets	50.59	50.51
(d) Deferred tax assets (Net)	63.74	57.75
(e) Other Non current assets	29.04	44.77
Total Non Current Assets	2,255.26	2,072.87
2) Current Assets		
(a) Inventories	270.89	164.32
(b) Biological Assets other than bearer plants	40.38	22.61
(c) Financial Assets	-	
(i) Investments	1,993.52	1,495.07
(ii) Trade receivables	19.79	22.35
(iii) Cash and cash equivalents	20.36	25.33
(iv) Other Bank Balances	6.00	8.13
(v) Loans	-	-
(vi) Other Financial Assets	28.97	73.68
(d) Current Tax Assets (Net)	19.82	52.58
(e) Other current assets	120.85	92.22
Total Current Assets	2,520.58	1,956.29
Total Assets	4,775.84	4,029.16
EQUITY AND LIABILITIES		
Equity		
(a) Equity Share Capital	351.20	351.20
(b) Other Equity	2,773.37	2,099.43
	3,124.57	2,450.63
Liabilities		
1) Non Current liabilities		
(a) Financial Liabilities		
(i) Borrowings	45.03	63.71
(b) Provisions	639.40	638.91
(c) Other non-current liabilities (Lease Liabilities)	20.53	23.96
Total Non Current Liabilities	704.96	726.58
2) Current liabilities		
(a) Financial Liabilities		
(i) Borrowings	337.76	184.82
(ii) Trade Payables	-	-
a) MSME	-	-
b) Others	129.61	453.50
(iii) Other Financial Liabilities	351.64	2.13
(b) (i) Other current liabilities	27.25	143.78
(ii) Lease Liabilities	2.94	2.16
(c) Provisions	97.11	65.56
Total Current Liabilities	946.31	851.95
Total Liabilities	1,651.27	1,578.53
Total Equity and Liabilities	4,775.84	4,029.16

Place: Kolkata

Date: 30th day of May, 2022



For and on behalf of the Board
Tyroon Tea Company Limited

(Signature)
(SANJAY KUMAR KEJRIWAL)

Director

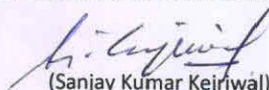
DIN : 00061102

TYROON TEA COMPANY LIMITED
Statement of Cash Flow for the Year ended 31st March, 2022

Particulars	Amount (Rs. In Lakhs)	
	As at 31st March, 2022	As at 31st March, 2021
	Audited	Audited
A. Cash Flow from Operating Activities :		
Net Profit/(Loss) before Tax & exceptional Item	804.42	847.20
Adjustments for :		
Depreciation	98.61	88.05
Gain / Loss on fair value of Investments through P& L A/c.	(61.89)	(30.80)
Interest Paid	26.00	17.71
Interest received	(11.85)	(38.13)
Dividend received	(0.85)	(0.13)
Profit on sale of Property , Plant & Equipment	-	(2.40)
Loss on sale of Property , Plant & Equipment	0.86	-
Profit on sale of Investment	(109.36)	(12.82)
Sundry Credit Balance written back	(0.46)	(2.36)
Provision / Liability no longer required written back	(10.80)	(3.31)
Operating Profit/ (Loss) before working capital changes	734.68	863.01
Adjustments for :		
(Increase) / Decrease in Trade and Other receivables	34.30	256.97
(Increase) / Decrease in Inventories	(124.34)	(56.26)
Increase / (Decrease) in Trade & Other Payables	(101.55)	131.95
Cash generated from operations before exceptional Items	543.09	1,195.67
Exceptional Item	-	(166.96)
Cash Generated from Operation after exceptional Items	543.09	1,028.71
Direct Taxes paid	(50.98)	(38.44)
Net Cash flow from operating activities	492.11	990.27
B. Cash Flow from Investing Activities :		
Purchase of Property , Plant & Equipment	(234.74)	(494.21)
Sale of Property , Plant & Equipment	0.87	4.36
Investments - Purchase/ sale of Investments(Net)	(384.17)	(721.20)
Interest received	11.85	152.34
Dividend received	0.85	0.13
(Increase) /Decrease in other Bank Balance	2.13	2.19
Net cash (used in) / from Investing activities	(603.21)	(1,056.39)
C. Cash Flow from Financing Activities :		
Proceeds from Long/Short Term Borrowing (Net)	134.26	85.57
Interest Paid	(26.00)	(17.71)
Dividend Paid	(2.13)	(2.19)
Net cash (used in) / from financing activities	106.13	65.67
Net (Decrease) / Increase in cash and cash equivalents	(4.97)	(0.45)
Cash and Cash Equivalents as at beginning of the Year	25.33	25.78
Cash and Cash Equivalents as at end of the half Year	20.36	25.33

Place: Kolkata
Date: 30th day of May, 2022

Tyroon Tea Company Limited
For and on behalf of the Board


(Sanjay Kumar Kejriwal)
Director
DIN : 00061102

